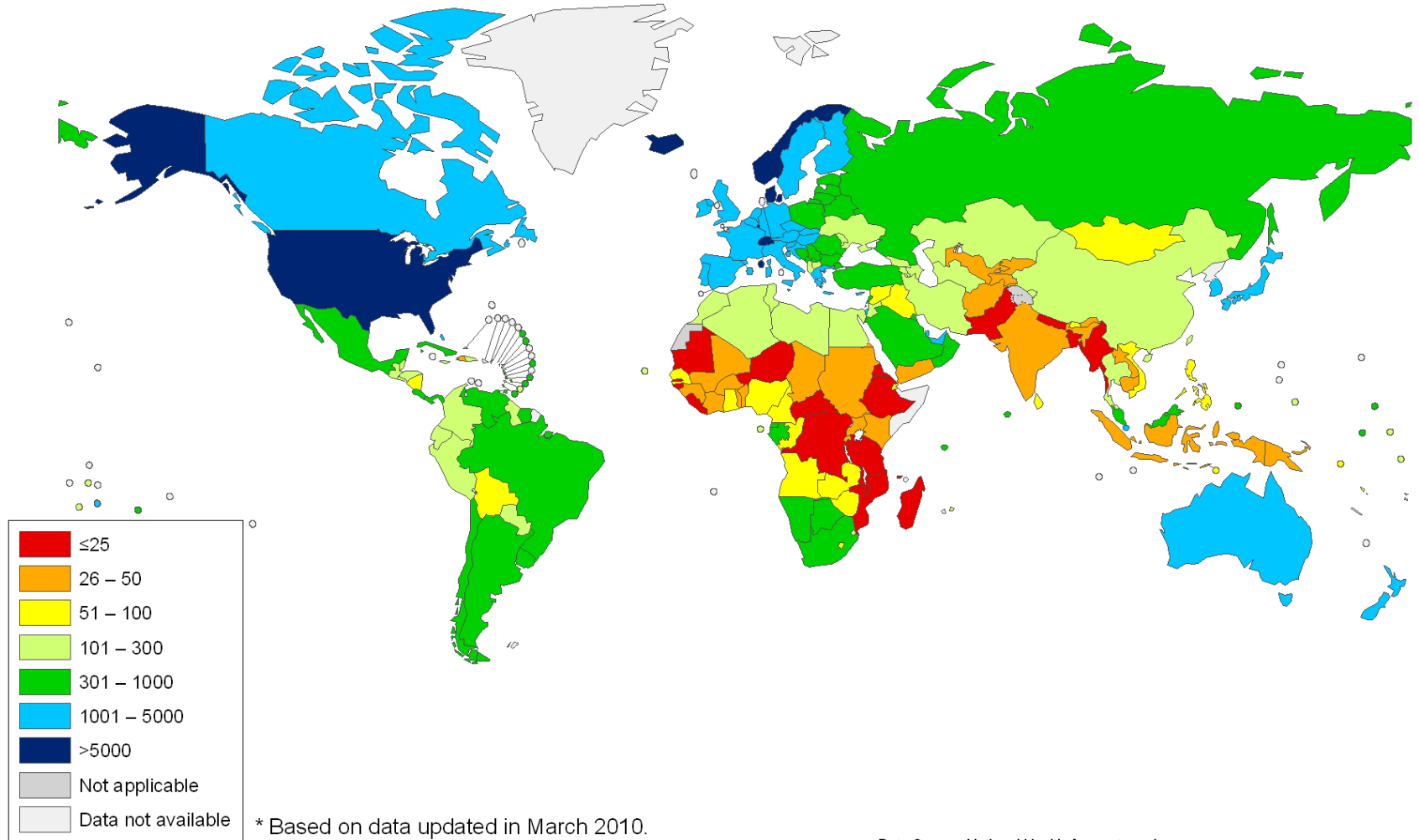


Interaction with Health Authorities



Julia Palma MD
PINDA - Hospital Luis Calvo
Mackenna

Total expenditure on health per capita, 2007 * (in US\$)



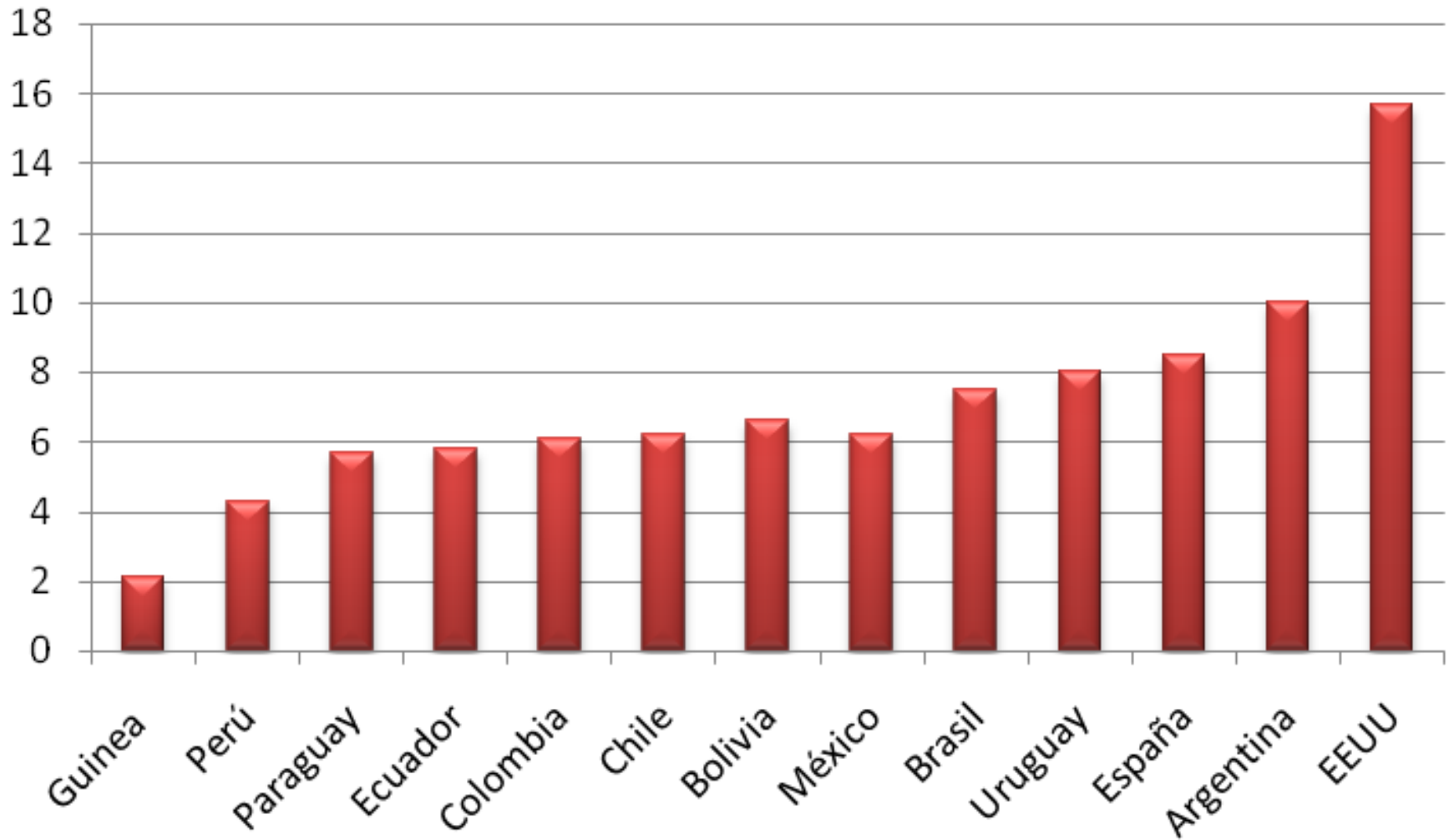
The boundaries and names shown and the designations used on this map do not imply the expression of any opinion whatsoever on the part of the World Health Organization concerning the legal status of any country, territory, city or area or of its authorities, or concerning the delimitation of its frontiers or boundaries. Dotted lines on maps represent approximate border lines for which there may not yet be full agreement.

Data Source: National Health Accounts series,
World Health Organization
Map Production: Public Health Information
and Geographic Information Systems (GIS)
World Health Organization

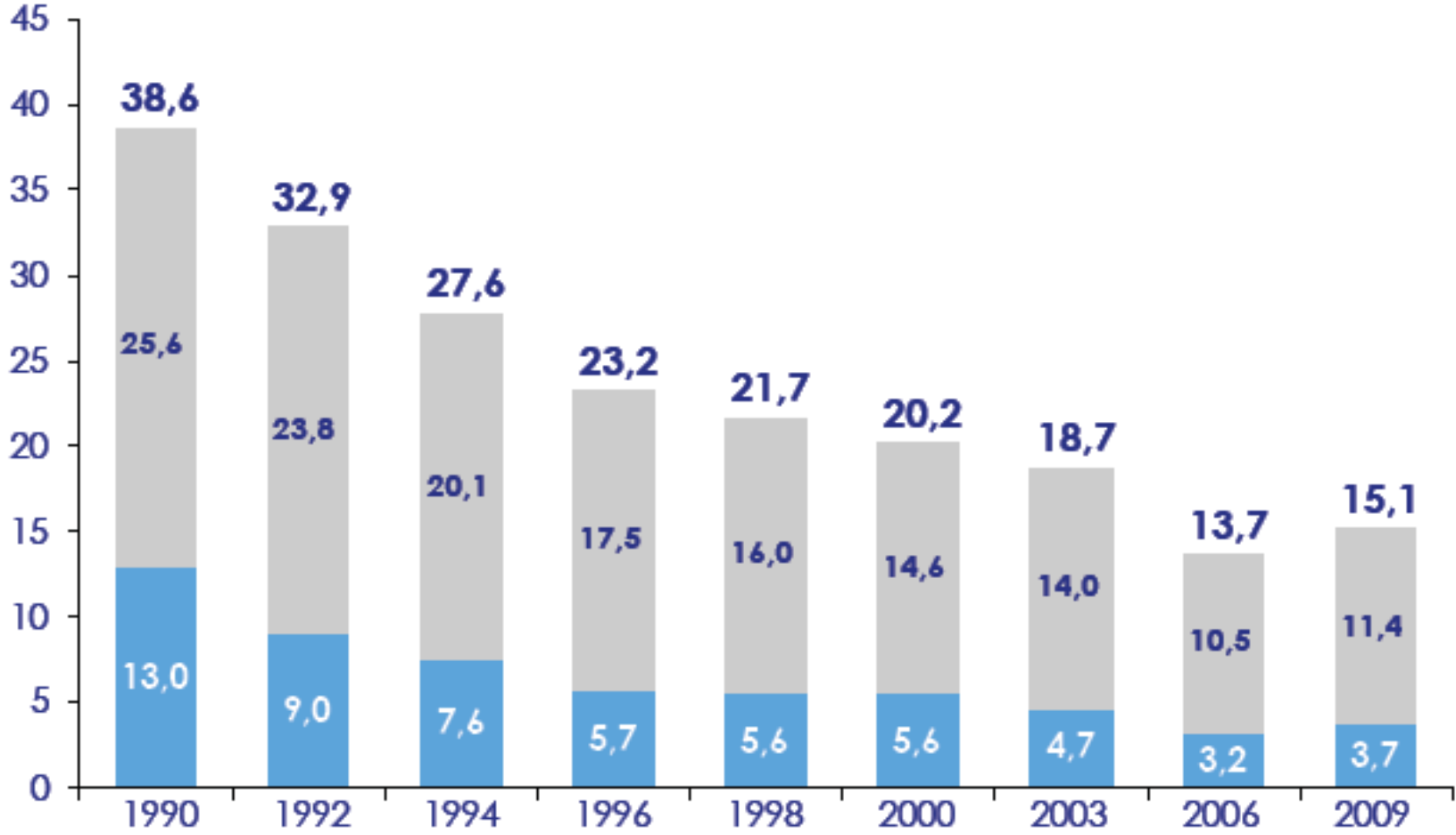


© WHO 2010. All rights reserved.

Expenditure on health: % of Gross National Product // Gross Domestic Product



Chile: Evolution % of Poverty



CHILE



GOBIERNO DE CHILE
MINISTERIO DE SALUD

DEMOGRAPHICS

Total Population

16.928.873 inhabitants

< 15 yr %

Total 22.8

Public Health System 75,0 %



Highlights of Chilean Public Health

In 1986

**Cancer 2nd cause of
death in Chile**

The **NATIONAL CANCER COMMITTEE** was established with members from the scientific societies, universities, private and public health systems: **PINDA**



Health Authority Act

Law # 19.937

2005

“The network of each health service must collaborate with the other services, to solve adequately the health needs of the population.”



Explicit Health Guarantees

GES

Law # 19.996

- ✓ **Ensures : 1)Access**
2)Opportunity
3)Financial coverage

for the health needs of the population

- ✓ **Diseases with higher mortality or more disability are gradually included, 56.....80**



Management Commitments

Quality

- ✓ **Primary Health Care:**
- ✓ To train on suspicion of cancer & appropriate referral

- ✓ **PINDA Centers:**
- ✓ Improve quality of diagnosis & stratification
- ✓ Treatment & follow up according to established trials
- ✓ Pain relief and Palliative Care



Management Commitments

Opportunity

1.- REFERENCE from Primary Care

For a child with suspected cancer:

it ensures attention within **7 working days** in a PINDA Center

2.- DIAGNOSIS & STRATIFICATION

From enrollment in PINDA Center : **Leukemias 7 working days,**

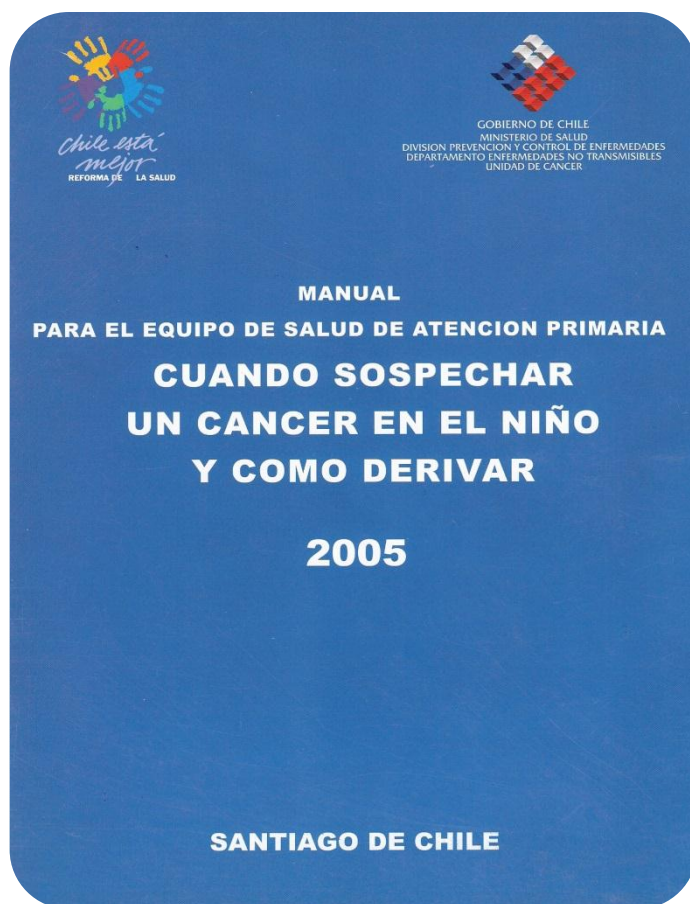
Solid Tumors 30 working days.

3.- TREATMENT & FOLLOW-UP for 5 years

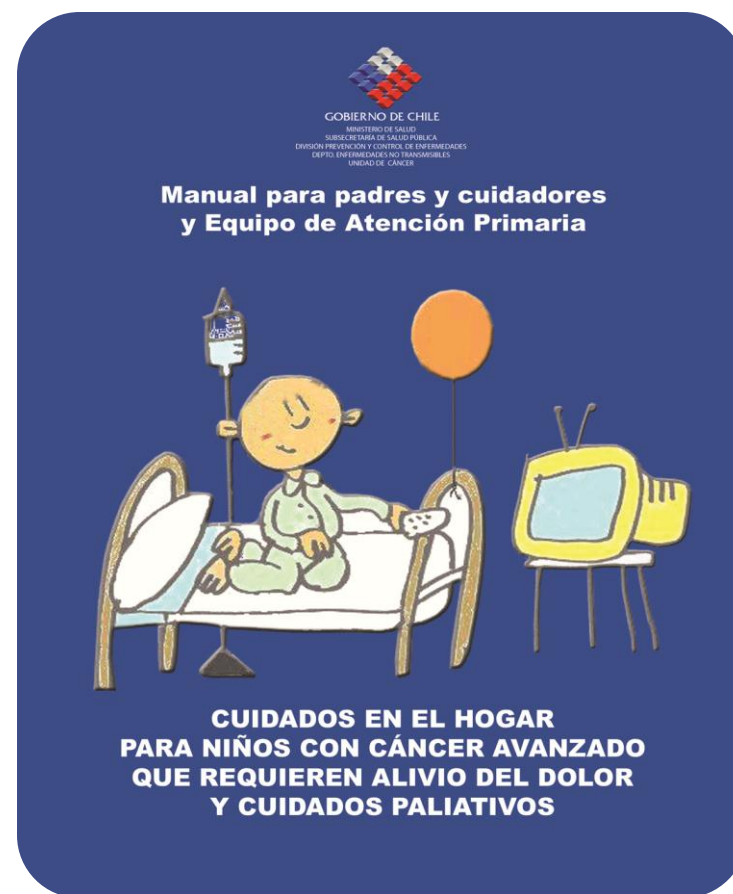


GOBIERNO DE CHILE
MINISTERIO DE SALUD

Primary Health Care Education



SANTIAGO DE CHILE



EL CUIDADO DE LA SALUD

National Cancer Registry



GOBIERNO DE CHILE
MINISTERIO DE SALUD

2002

- **Cancer Registry**
Health Authority DS.55, MINSAL

2004

- **Cancer Registry technical standards. N° 72 based in IARC**

2006

- **Childhood National Cancer Registry**



MINISTERIO DE SALUD
División de Planificación Sanitaria
Departamento de Epidemiología

**NORMA TÉCNICA N° 72
SOBRE REGISTROS
POBLACIONALES
DE CÁNCER**

NORMA TÉCNICA N° 72
SOBRE REGISTROS POBLACIONALES DE CÁNCER

MINSAL
Non communicable disease department



Cancer Unit

Chair

Directive Committee

General Committees

Trial Committees

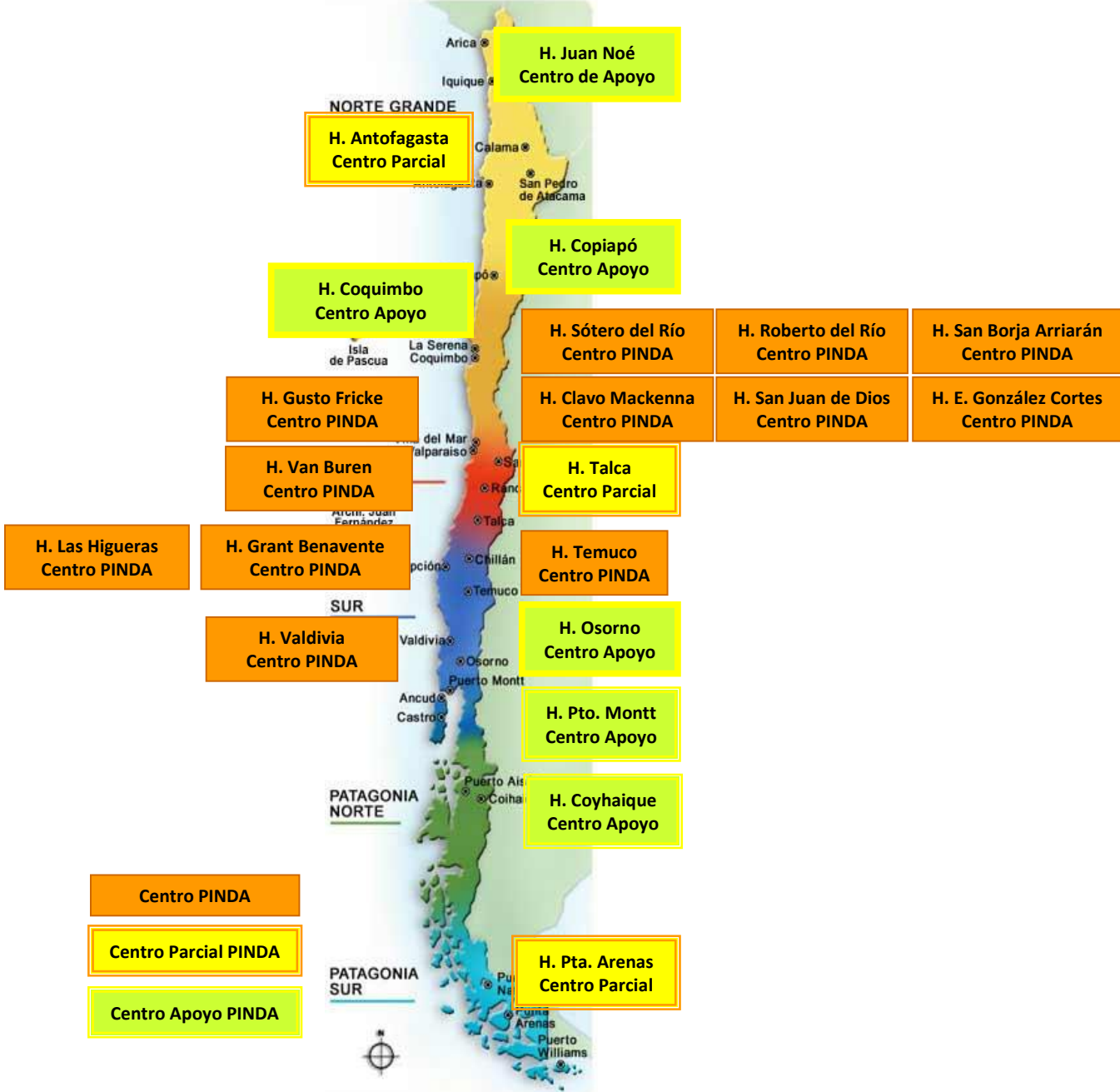
Center Chairs

BMT
Nurse
Infectology
Pathology
Radiotherapy
Pharmaceutical
Paliative Care

30 Trials

Network
13 PINDA Centers
7 Satellite Centers

PINDA Network



RESULTADOS CANCER INFANTIL PINDA

% Sobrevida libre de eventos (SLE) a 5 años, 1988,1992,1998 y 2010

Protocolo integral de tratamiento	Protocolos cerrados(*)				Protocolos abiertos		
	Año inicio protocolo				Año inicio	N° total de niños	% SLE (**)
	N° total de niños	1988	1992	1996/98			
		%SLE	%SLE	% SLE			
Leucemia linfoblástica	1554	60	67	73	2002	739	78
Leucemia Mieloide	349	30	36	50	2006	105	55
Leucemia Mieloide Crónica	13	-	-	75	2005	15	100
Leucemia del lactante	14	-	-	50	2006	15	50
Linfoma de Hodgkin	282	99	100	99	2005	88	99
Linfoma Linfoblástico	95	52	67	86	2005	75	80
Linfoma de Burkitt	198	65	71	77	2005	115	80
Linfoma Anaplásico	30	20	33	75	2003	47	78
Retinoblastoma	147	77	91	91	2003	92	92
Tu Wilms	203	85	84	89	2005	158	89
Hepatoblastoma	35	--	--	70	2005	38	72
Recaída de tumores sólidos	53	--	--	50	2005	103	55
Recaída de LLA	220	--	16	28	2003	137	35
Recaída LMA					2004	40	35
Tu SNC Alto Grado	105	--	--	50	2006 (2000)	198	63
Tu SNC Bajo Grado	9	--	--	88	2006 (2000)	65	76
Tu SNC en < 3 años	32	--	--	53	2006 (2000)	39	53
Tu Germinal de SNC	9	--	--	75	2006 (2000)	22	70
Neuroblastoma	157	49	50	57	1997 (2007)	107	57
Sarcoma partes blandas	169	48	55	73	2005	74	75
Sarcoma no Rabdo	54	59	59	59	2005	30	62
Sarcoma Ewing/PNET	145	40	52	50	2005	68	60
Osteosarcoma	138	42	54	54	2005	45	78
Tu germinal extra SNC	131	86	96	96	2006	75	97
Histiocitosis	137	83	84	93	2002	85	93
TOTAL	4279			± 73		2575	±78

TASA DE MORTALIDAD POR CÁNCER INFANTIL PINDA, 1988 al 2010

